



## BASANT VALLEY PUBLIC SCHOOL

SUMMER BREAK - 2019-20

Class - M1



Note - \* Summer Vacation will start from 13<sup>th</sup> May 2019 to 30<sup>th</sup> June 2019 and school will reopen on 1<sup>st</sup> July.

\* Kindly submit the Holiday Homework by 5<sup>th</sup> July 2019.

Dear Parents,

We know you are looking forward to spend some constructive time with your child during the summer vacations. Here are some of the fun filled activities to utilize your valuable time. We hope that you will enjoy doing each activity with the child and make the holidays fruitful and exciting.

Some of the suggested activities for your child are -

- 1) Get up early in the morning and see the rising sun.
- 2) Go for a nature walk.
- 3) Feel the fresh air take a deep breath and do breathing exercise.
- 4) Hear the birds chirping.
- 5) Water the plants and feed the birds.

### Tips for summer Break

Do

Always start your day with prayers  
Drink lots of liquids like water, juice etc.  
Wear cap and carry an umbrella when you move out day time  
Help your parents at home by putting your things in place.  
Wish your elders and guests  
Always use these words - Thank you, sorry, please, Excuse me.


Don't do

Don't watch TV for long hours  
Don't eat junk food  
Don't play in sun

### General Instructions



- 1) Bring Holidays Homework in a beautifully decorated folder.
- 2) Parents are requested to only guide their children while doing the assignment.
- 3) Project Homework will be assessed on the basis of neatness, creativity and originality of ideas.

Have a great  
**Summer**  
Vacation!



# WORKSHEET - 1

Trace over the standing lines to complete the pictures.  
Then, colour them.



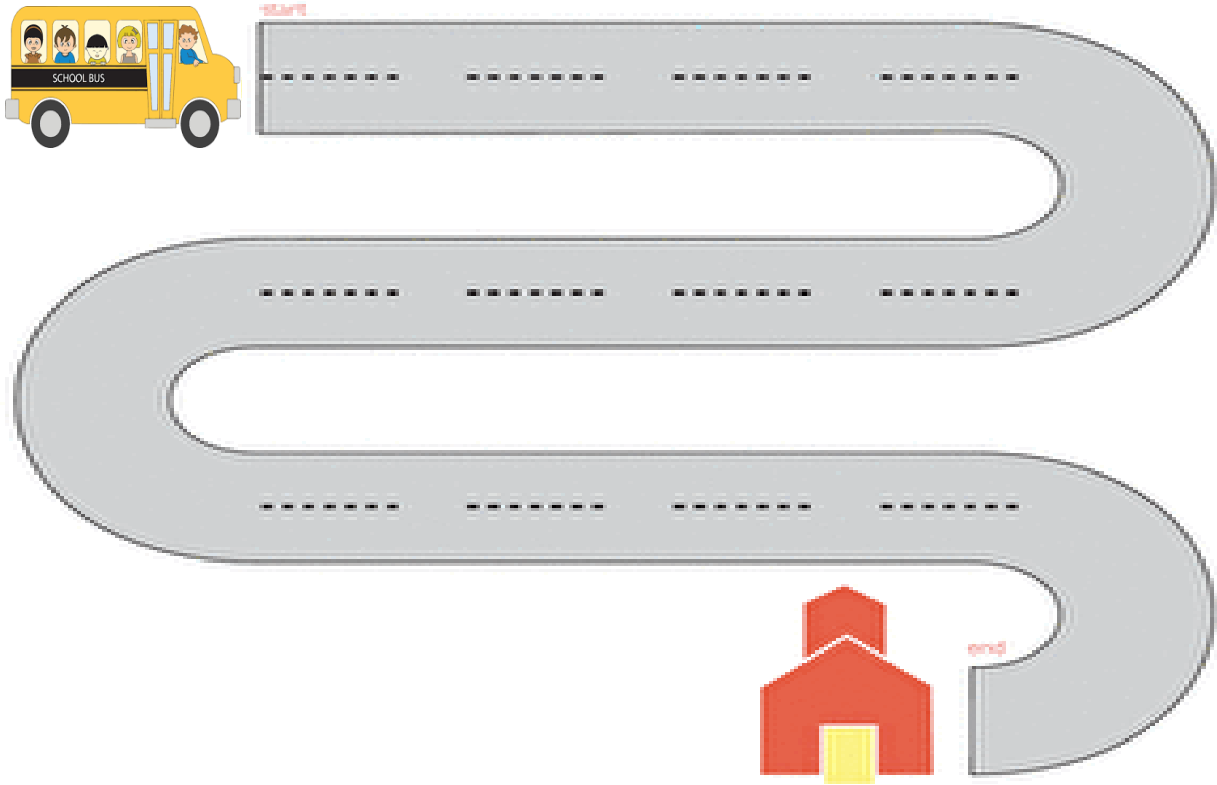
**WORKSHEET - 2**

Joint the dots of lollipop stick and paste the wrapper of lollipop.



# WORKSHEET - 3

This school bus needs to get to school.  
Trace the lines on the street to follow the school bus to school.




➤ Trace the sleeping lines.



WORKSHEET - 4


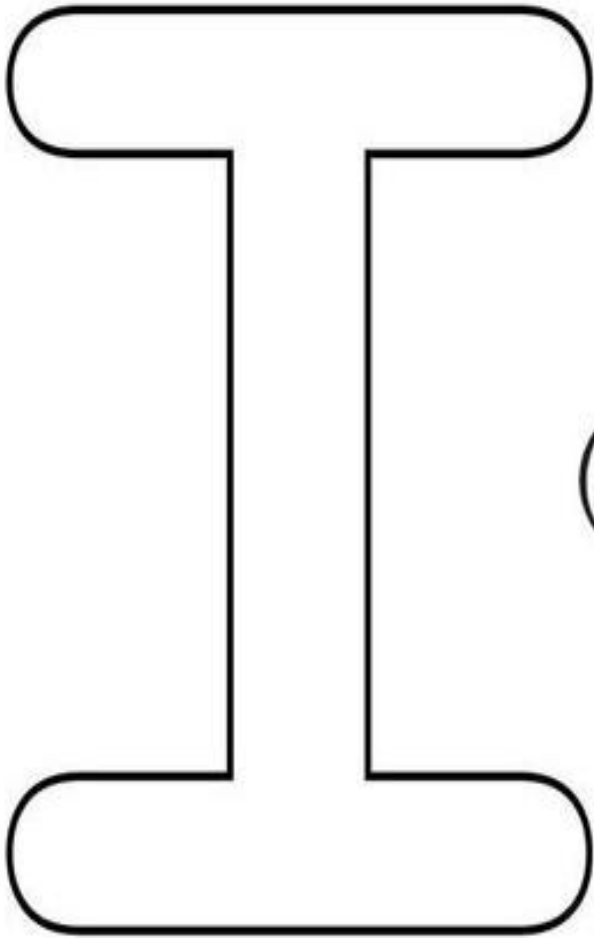
Flower Garden

Help the bugs find their flowers. Trace the line from each bug to its flower.  
And colour the picture.



**WORKSHEET - 5**

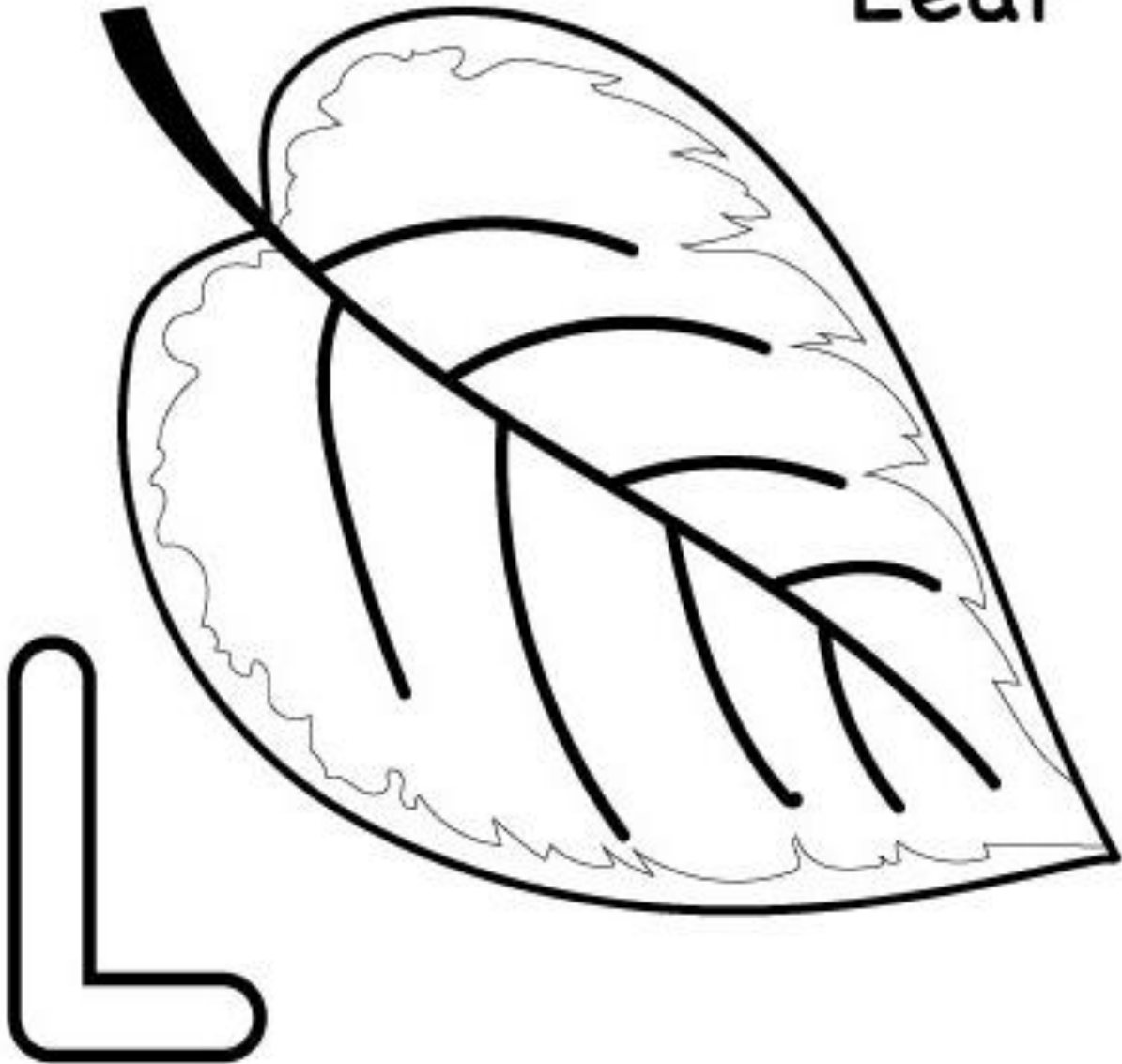
Colour the letter (I) and decorate ice-cream with cotton and colour.



WORKSHEET - 6

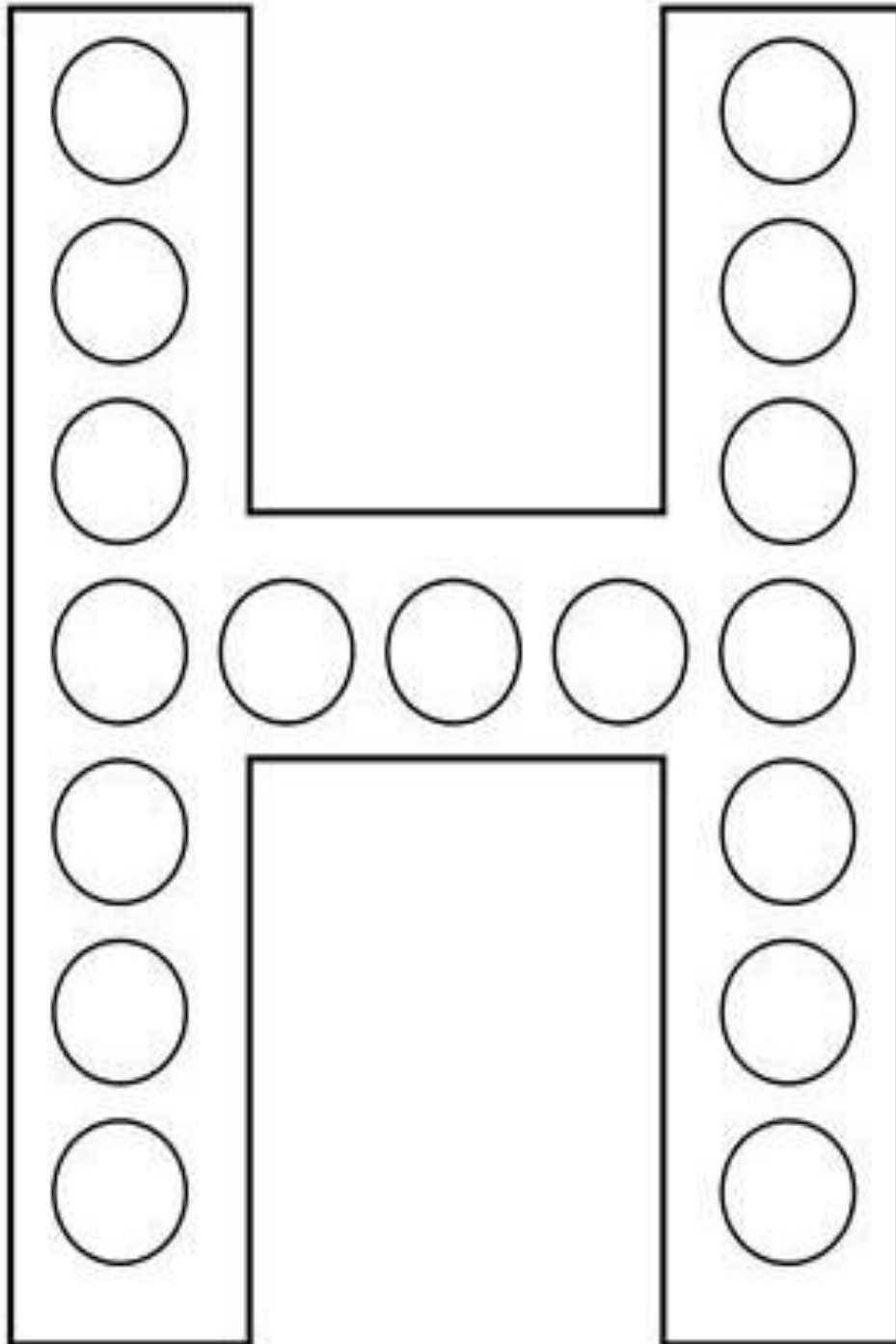
Use sponge to color the leaf and trace the letter L

Leaf



WORKSHEET - 6


Color the letter H and paste colourful buttons on circle






# WORKSHEET - 7

Make a family tree. (paste pictures)



**WORKSHEET - 8**

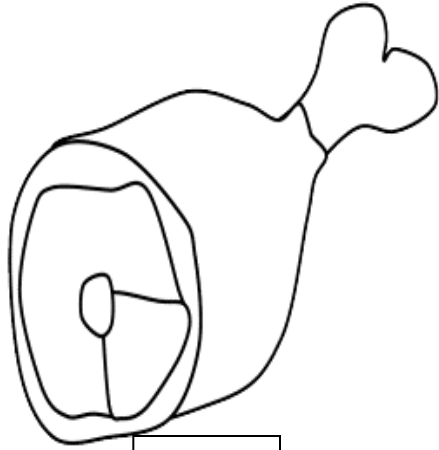
Trace and colour the shapes and decorate the butterflies with sparkle.



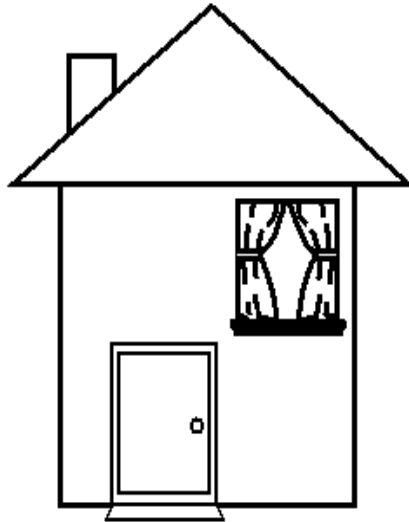
WORKSHEET - 9

**Letter Hh**


These pictures begin with the letter **Hh**. Say the name of each out loud and listen for the **Hh** sound. Color the pictures.



HAM



HOUSE



HAIR



HAT

